

SMSU Exercise Science Program Data

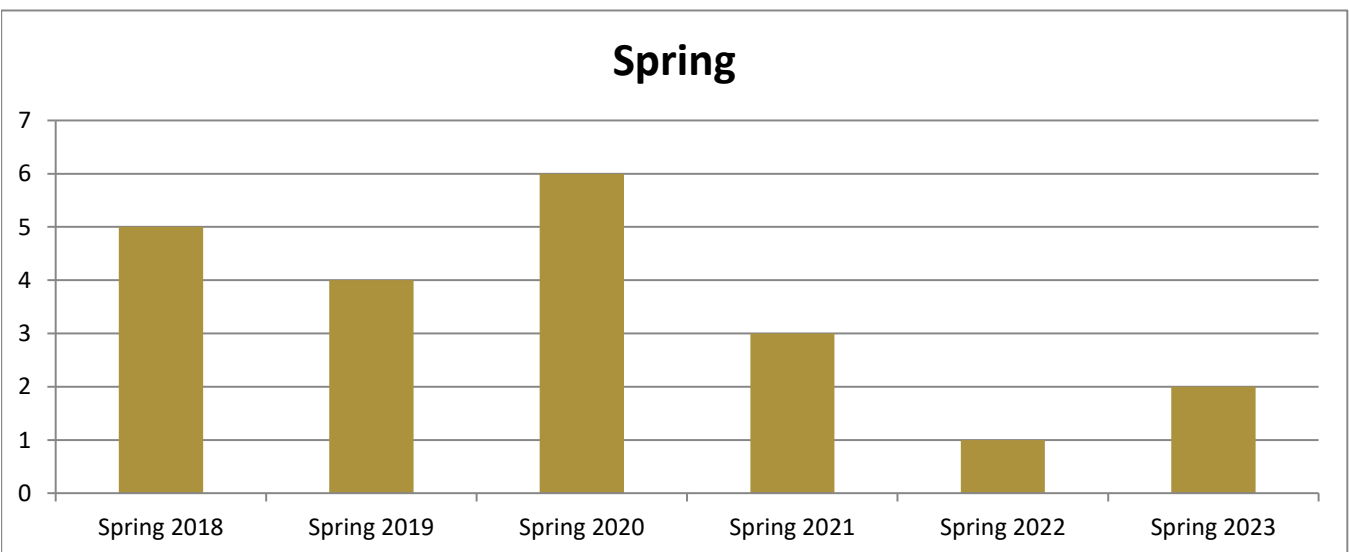
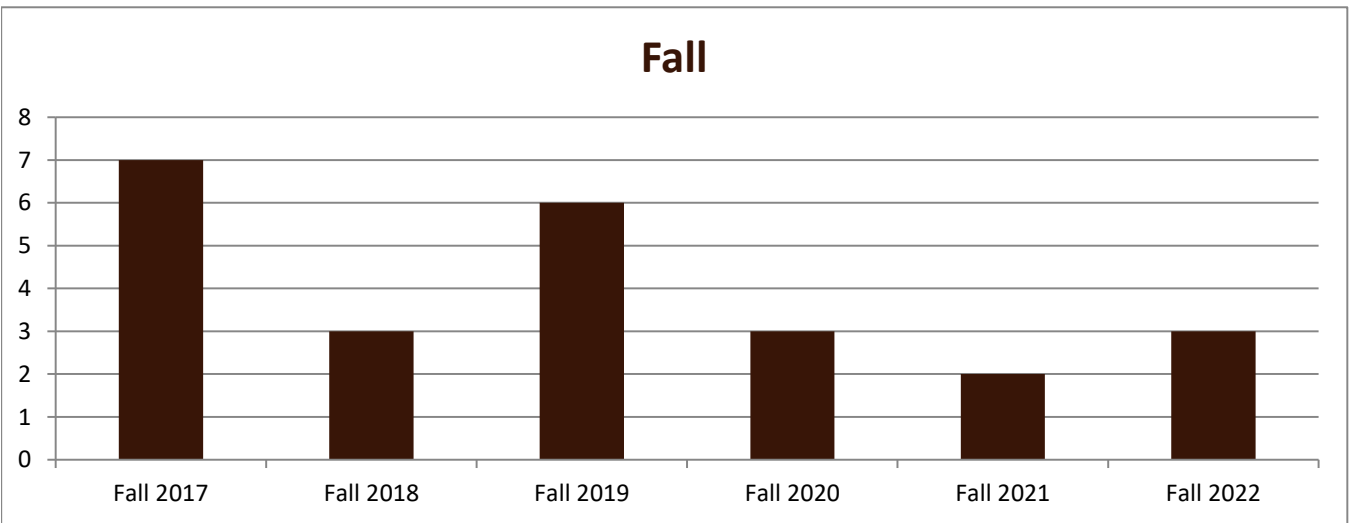
Enrolled Minors

Academic Years 2017-18 to 2022-23

Using Fall Semester Data (Fall 2017 to Fall 2022) for Term Specific measures



| Enrolled by AY & Term | | 2018 | 2019 | 2020 | 2021 | 2022 | 2023 |
|-----------------------|--|-----------|----------|-----------|----------|----------|----------|
| Fall | | 7 | 3 | 6 | 3 | 2 | 3 |
| Spring | | 5 | 4 | 6 | 3 | 1 | 2 |
| Summer | | 2 | 2 | | 1 | 1 | |
| Grand Total | | 14 | 9 | 12 | 7 | 4 | 5 |



SMSU Exercise Science Program Data

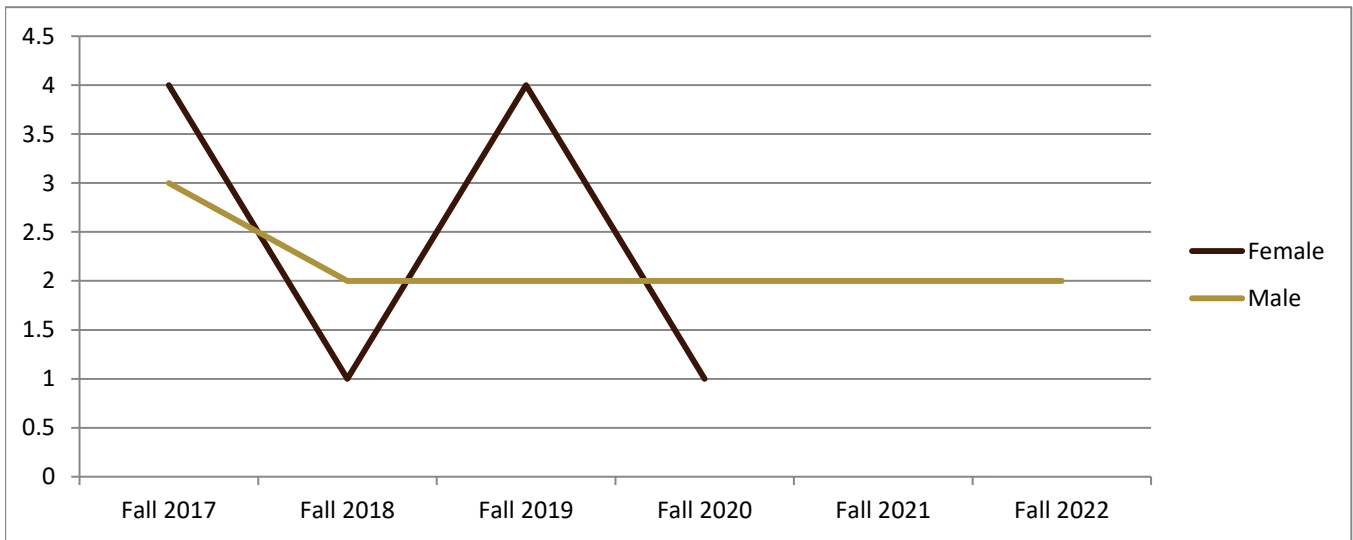
Enrolled Minors

Academic Years 2017-18 to 2022-23

Using Fall Semester Data (Fall 2017 to Fall 2022) for Term Specific measures



| By Gender | Fall 2017 | Fall 2018 | Fall 2019 | Fall 2020 | Fall 2021 | Fall 2022 |
|--------------------|-----------|-----------|-----------|-----------|-----------|-----------|
| Female | 4 | 1 | 4 | 1 | | 1 |
| Male | 3 | 2 | 2 | 2 | 2 | 2 |
| Grand Total | 7 | 3 | 6 | 3 | 2 | 3 |



SMSU Exercise Science Program Data

Enrolled Minors

Academic Years 2017-18 to 2022-23

Using Fall Semester Data (Fall 2017 to Fall 2022) for Term Specific measures



| By Class Level | Fall 2017 | Fall 2018 | Fall 2019 | Fall 2020 | Fall 2021 | Fall 2022 |
|--------------------|-----------|-----------|-----------|-----------|-----------|-----------|
| 1 - Freshmen | | 1 | 1 | | 1 | |
| 2 - Sophomore | 2 | | 2 | 2 | | |
| 3 - Junior | 2 | 1 | 2 | 1 | | |
| 4 - Senior | 3 | 1 | 1 | | 1 | 3 |
| Grand Total | 7 | 3 | 6 | 3 | 2 | 3 |

